

ApeosPort-VI C7771 / C6671 / C5571 / C4471 / C3371 / C3370 / C2271
DocuCentre-VI C7771 / C6671 / C5571 / C4471 / C3371 / C3370 / C2271



ApeosPort-VI

C7771 / C6671 / C5571 / C4471 / C3371 / C3370 / C2271

DocuCentre-VI

C7771 / C6671 / C5571 / C4471 / C3371 / C3370 / C2271

Smart Work Gateway, your journey begins here.

Smart Work Gateway

Smart Work Gateway is a new way of working. It changes how you manage your workplace and streamline your communications.

With SWG, you can boost flexibility, remove barriers, and give yourself the freedom to organize how you wish to work. Change how you plug in, sign on and connect to your workplace from any location you choose. Free up your time, be productive and spend your time on work that is meaningful to you. Importantly in today's world, SWG allows you to achieve this while adhering with compliance, and security policies. Simply put, it is an employee and customer centric approach to change the environment you work in. Our world is dynamic so isn't it time your workplace follows suit? Work is beautiful with Smart Work Gateway.

Smart Work Gateway supports diverse work styles to facilitate greater understanding and drive higher performance from everyone in an open and worry-free communication environment.



ApeosPort-VI

C7771 / C6671 / C5571 / C4471 / C3371 / C3370 / C2271

DocuCentre-VI

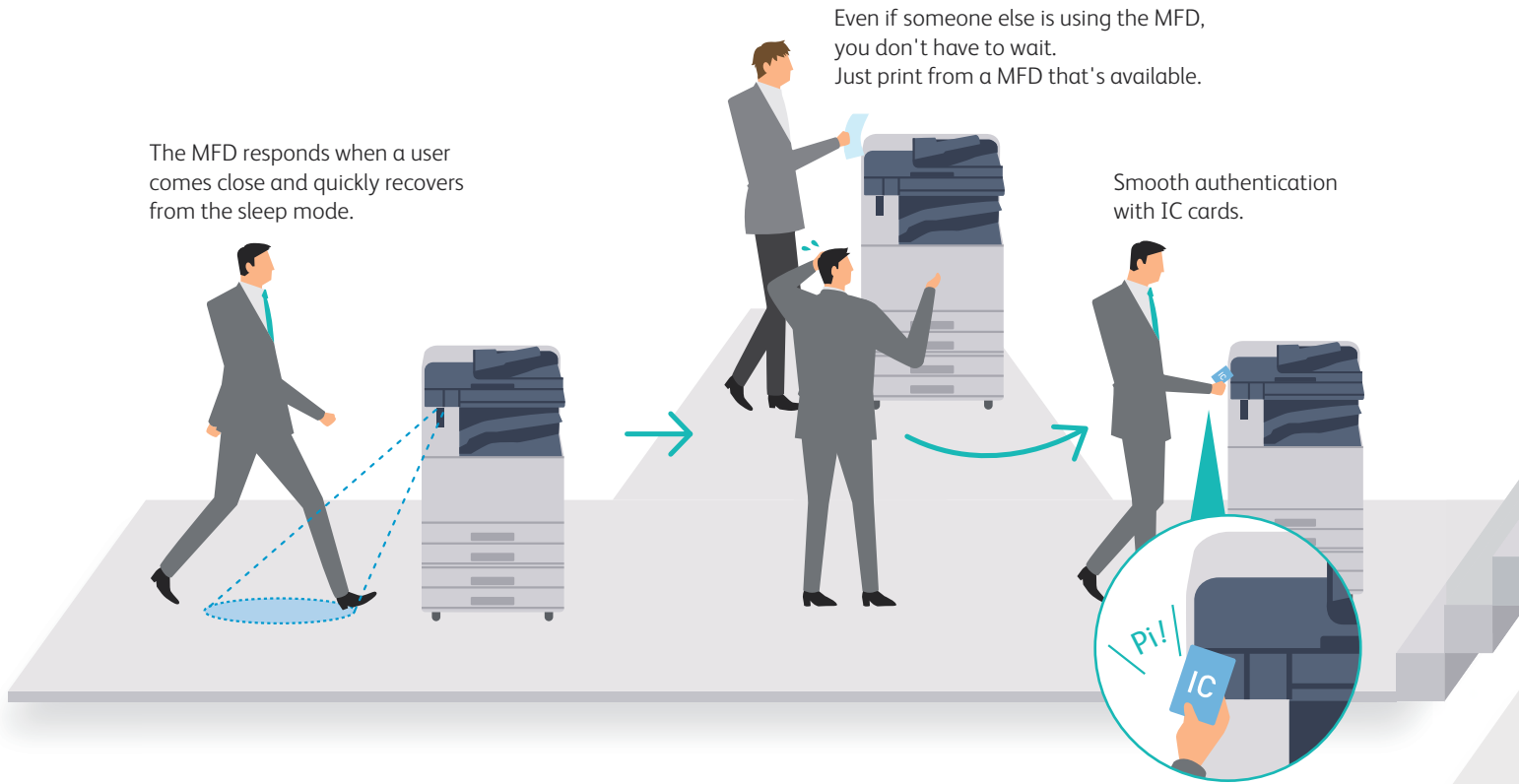
C7771 / C6671 / C5571 / C4471 / C3371 / C3370 / C2271



Smart Work Gateway

Smooth linking promoted without interrupting your work and train of thought.

At the office



MFD Awaken by Users

Smart WelcomEyes

A camera installed in the MFD detects the user and the device automatically recovers from the sleep mode. Even if the device is always set to sleep mode, which offers excellent energy saving performance, it can be used immediately without compromising user convenience.

Smart WelcomEyes Advance 2

User faces can be identified by installing the Smart WelcomEyes Advance face recognition camera. On top of performing authentication without using an IC card, the operation screen can be customised to the preference of each user.

Note: Optional. The device authentication mode must be enabled.



face recognition

Swift authentication

Server-less authentication linkage

If user information is registered to a single MFD, it can be automatically shared with other devices. This allows authentication from any device. Users can be registered by simply swiping their IC card, which helps reduce administrator work.

Note: Optional. Requires an IC card reader.

Easy UI Solution 2

Once authenticated, a customised screen appears on the control panel. Users can customise the screen to only display function buttons that they often use, may it be Scan, Copy, and Scan to Folder.

Note: Easy UI Solution 2 added application must be installed.



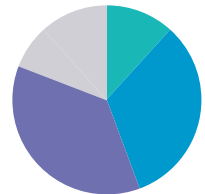
A customised user screen is displayed

On the go

Why bother carrying large amounts of printed materials to meetings? Just print them from a MFD close to the meeting room.



Usage by user or MFD can be easily displayed. It helps to know your day-to-day costs.



"MFD" is an abbreviation for "Multifunction Device".

Printing from any machine

Server-less On-demand Print

Even if the MFD that you chose to print out is in use, you can print from another MFD. You do not need a special server to use this function. Jobs can be printed even without authentication.

Note: Optional

[Various benefits]

- Concentration of printing from a specific network connected MFD can be avoided. Optimised device operations help reduce the number of devices in the office.
- Wasteful printing is reduced by deleting or correcting incorrect print jobs from the MFD control panel.
- Printing is executed only after operations on the MFD's control panel. It's effective in reducing forgotten prints and in securing your documents.

Visualising your usage records

Device Log Service

The usage records of MFDs in the office can be automatically totalized. Cost awareness can be achieved by visualizing the actual usage of MFDs. It promotes TCO reduction.

Note: A Cloud service provided by Fuji Xerox. A separate contract is required to be concluded.



Usage status confirmation screen on the device

Serverless Device Management

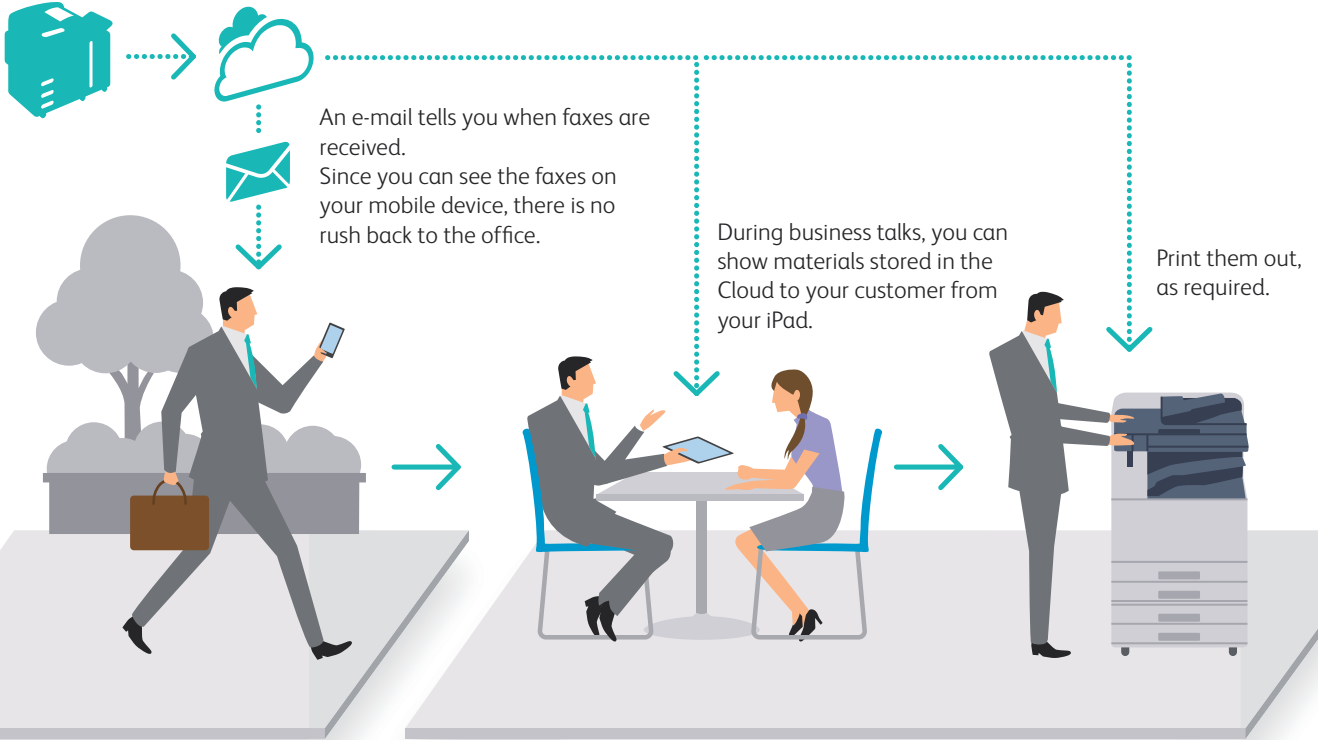
Multiple MFDs can be efficiently utilised while raising cost awareness, without the need to build a server. Efficiency is promoted without placing a burden on employees, including the administrator. Proposing the creation of such systems is a strength of Fuji Xerox.

Smart Work Gateway

Communication to whomever, from anywhere, anytime

On the go

When you receive a fax while you are on the go, the MFD automatically uploads the fax data to the Cloud.



Making the best of information away from office

Working Folder

Received fax documents are automatically uploaded to the "Working Folder" cloud service provided by Fuji Xerox. E-mails are sent to your smartphone or tablet device so that you can check your faxes when you're on the go.

Note: A Cloud Service provided by Fuji Xerox. A separate service contract is required.

[Solid security measures]

If you upload documents to Working Folder such as the latest presentations and catalogs, they can be downloaded, browsed and uploaded while you're on the field or when visiting a customer. SSL communication and encrypted storage assure the security of your stored data. You can handle the customer's requests efficiently, securely, and quickly on the spot.

Easy printing where you are

Cloud On-Demand Print

When you urgently need to print something when you are away from the office or on-site, relax. You can print your documents by simply entering your ID and password on an MFD or entering a seven digit print reservation number as a shared user, without the trouble of setting a printer driver or network each time.

Note: A Cloud Service provided by Fuji Xerox. A separate service contract is required.

Print Utility

The Print Utility is a print/scan application for mobile devices running on software such as iOS and Android™. With the support of NFC (Near Field Communication), you can print and scan on a MFD from Android™ devices simply by tapping the device on a card reader.

Note: Requires an IC card reader.

Beyond department barriers



Smartphone images captured for the purposes such as for market research can be directly printed at your partner company in case of immediate meetings.



Back at your office, reports and receipts can be registered to a folder simply by pressing the scan button. It just makes your daily work more reliable



Supporting various environments

Wi-Fi Direct®

Even when the internal network environment cannot be used by the mobile device of a visitor or the personal mobile device, the device can directly connect to the MFD via a Wireless LAN Converter to output documents.

Note: Optional

Secondary Ethernet

The device is equipped with two Ethernet ports to accommodate two different networks. For instance, one can be used for the company LAN while the other for visitors, or, one for a mission-critical system and the other for the general office. Even in a situation where two companies share an office, the separation of networks will provide a secure printing environment.

Note: Optional

Note: Print function only. Only the TCP/IP (Ipd, port 9100) protocol is supported.

Scanning & sending made so simple

Scan Delivery

By pressing a pre-set button on the MFD's control panel, documents can be scanned and stored with a file format and destination set in advance. File names can be created with a custom string set on a PC combined with the document type and date. It makes documents easier to search for.

Note: Optional

Creating new working styles to suit the changes of times

Fuji Xerox offers diverse range of product and services to drive higher performance for organizations.


Smart Work Gateway

Various corporate needs are accommodated in total with the same product lineup.

Beyond department barriers

<General affairs/IR>

Business reports and annual reports can be printed in large quantities and smoothly processed with high-speed printing and finishing.



<Design>

In addition to digitising large quantities of documents, schematics can be quickly folded so that they are suitable for filing.



[Highly efficient] with waste-free operations

Contribution of TCO reduction

The product line-up covers a wide range of speeds from 25 to 70 sheets per minute. By adopting multiple devices, the optimal placement based on usage together with standardized operations and configuration methods can all be achieved. The IH-Fuser and LED print head of these devices also contributes to energy saving.

Immediately Cloud services ready

Devices are preinstalled with an application for directly accessing Cloud services for printing and scanning. If your office is already using Cloud services, the services can be used immediately after the MFD is installed.

[Highly productive] with convenience

High-speed scanning in large quantities

Devices are equipped with a duplex automatic document feeder that can scan both sides of a document at once. It achieves an astonishing high-speed scanning of 270 pages per minute.¹ Up to 250 sheets² can be loaded.

¹ With the C7771/C6671, 154 pages per minute for the C5571/C4471/ C3371/C3370/C2271.

² With the C7771/C6671, 130 sheets for the C5571/C4471/C3371/C3370/C2271.



Automation of a series of processes, including Z-folding

Various finishers* are available. When outputting A4 documents that include several A3 drawings, the A3 sheets can be Z-folded, the whole bundle stapled and hole-punched to create an A4 file.

* Optional. For details, see P13.

Beyond size & skill

<Graphic design>

When it comes to printing documents such as comprehensive layouts and leaflets, Fuji Xerox MFDs can satisfy the needs to reproduce quality images and texts.



<Promotion/sales>

Experience the effectiveness in POP and package production with the wide variety of paper types, sizes, and weights the device can handle.



[High image quality] with sharp images

Newly-developed Super EA-Eco toner adopted

High resolution of 1200 x 2400 dpi is an eye-opener. Even more remarkable is the new toner, which grain size is one of the smallest in the industry. This combination produces clear and sharp text and lines with smooth gradations. Half-tones are also beautifully reproduced to allow smooth printing such as the softness of a baby's skin and natural gradations of a blue sky.

Motivating in-house printing

In addition to high image quality, the devices provide easy-to-use image quality adjustments* that catch the heart of those users who are keen for higher quality. Even for printed materials that need that extra appeal, this MFD will promote your in-house printing together with higher speeds and lower costs.

* Adjust Paper Registration, Density Uniformity Adjustment, Print Head Alignment, Adjust Image Transfer

[Highly versatile] for more variation

Thin and heavyweight paper all supported

The standard tray can handle paper between 52 to 300 gsm. In addition to printing envelopes, this MFD can satisfy your needs for printing sales promotion materials such as POP and packaging in small lots.

Printing on long paper supported: suitable for creating banners

Long paper up to 320 x 1200 mm* is supported.

* The printable area is 305 x 1194 mm.

Note: Only supported by the PCL driver and the Windows version of the Adobe® PostScript®3™ driver.



Smart Work Gateway

Effective solutions offered to resolve your challenges.

Transcending differences in scope and skill

Solving your scanning mistakes

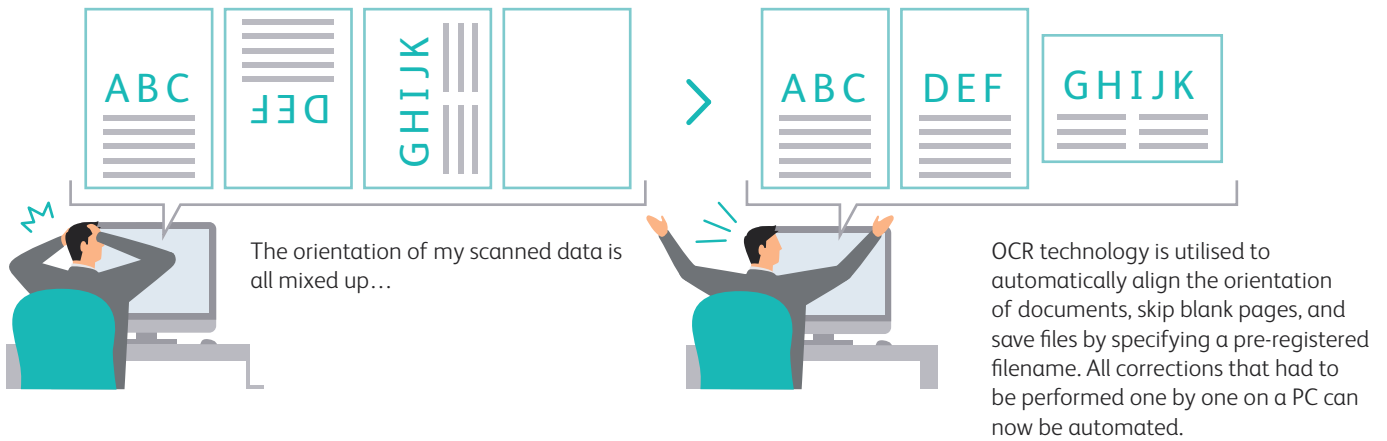
I can't scan the way I want it...

The orientation of my scanned images are off by 90 degrees. The back side is up-side-down compared to the front side.

Scanning becomes simple, like with a camera's auto mode

"Scan Auto"* automatically detects document orientation, whether the document is one-sided or two-sided, and whether there is a mix of one-sided and two-sided sheets. By simply loading the document and pressing the start button, scanning becomes easy. Scanned documents can be saved to a PC or sent via e-mail."

* This application is embedded in the MDF.



Streamlined saving and sharing of standard documents

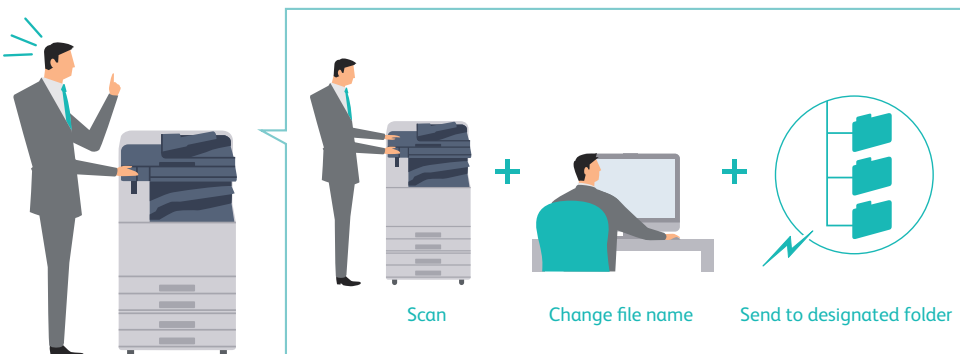
Digitizing a large quantity of documents is troublesome...

Managing and utilising standard documents (invoices, contracts, and orders, etc.) efficiently takes a lot of work.

Anyone can easily digitize documents with simple steps

With "Scan Delivery"*, scan operation workflows can be pre-set as a menu item. By simply selecting the pre-set menu item and scanning a document, the entire scan operation including saving (including to folders on the Cloud), sorting and sharing can be automated.

* Optional

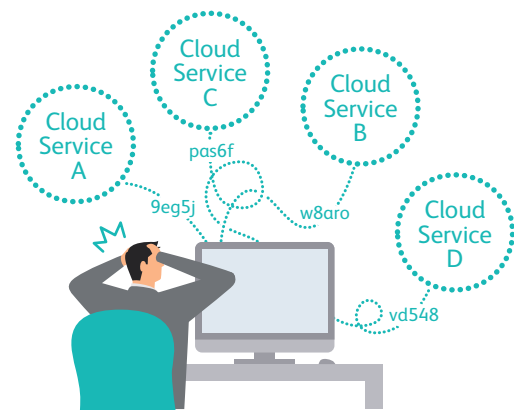


Batch scanning of documents can be simplified by dividing and sorting via QR code. When using the DocuWorks format, attribute information such as document names and document properties can be assigned from the MDF.

Utilize multiple cloud services in bundle

Deciding which service to use and which to login to is a pain when using several cloud services...

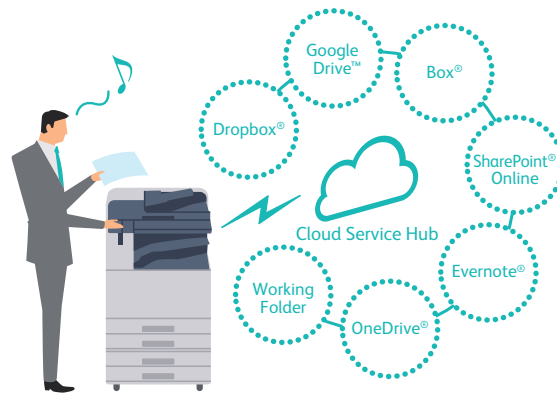
Communication and logging in becomes troublesome when cloud services differ between my company and our partners...



Log into multiple cloud services with one ID and password

Cloud Service Hub* manages the access permission information for cloud services that customers are using. You can use all of these cloud services with a single login. Searches across multiple cloud services can be performed and Microsoft Office documents that are found by your search can be printed out directly from the multifunction device. Scanned documents can also be saved by specifying the storage location of cloud services.

* A Cloud printing service provided by Fuji Xerox. A separate service contract is required.




Cloud services can be used even without a computer if there is a multifunction device. You can also use it from your smart phone to perform your usual tasks anytime, anywhere.

Setup procedures checked on the spot

Scanned documents don't reach my new PC..

Every time someone new joins our office or when a PC is replaced, I have to go through the trouble of looking up setup procedures in the manual.



Help information displayed on the control panel

Setup procedures can now be accessed from the control panel of the MFD. FAQ and keyword search functions are provided to speed up your work, without the need to read a manual. As help information is managed on the Cloud server, it is updated with frequent asked questions.



Information on the "Help" function can also be printed out and displayed on mobile devices (some videos can also be viewed on mobile devices).

Convenient & Energy Efficient

Energy saving, TCO reduction, and environmental friendliness are all in good hands, without your special attention.

"RealGreen" for convenience and environmental friendliness

RealGreen* is a Fuji Xerox concept that refers to technology and services that deliver both energy saving and convenience. It is to provide excellent environmental performance while allowing users to focus on their job, without their extra work. The spirit of RealGreen is also alive in the new Fuji Xerox MFDs.

* "RealGreen" is a registered trademark of Fuji Xerox.



Smart power saving that only powers up device units to be used

Power consumption and CO2 emissions are reduced by supplying power only to the portion to be used depending on the used functions.

High speed recovery from sleep mode with an instant heating IH-Fuser

High speed recovery from sleep mode Induction Heating Fusing Technology incorporates a thin, non-magnetic metal as the heating layer inside the fuser belt which enables greater energy efficiency. With this technology, the fusing unit does not require pre-heating and doesn't consume power when the machine is in standby mode.

As a result, a fusing unit with the quickest start-up time of only 4 seconds or less* providing Fuji Xerox with a tremendous competitive edge.

*With the C3371/C3370/C2271.

Bio-based plastic/recycled plastic adopted

These devices adopt bio-based plastic parts that use cellulose obtained from wood-based material rather than plant-based material. Recycled plastic is also used in some of the exterior parts.

Enhanced low-noise design

The devices has also been re-designed according to customer requests to reduce the sound made when outputting two-sided documents and the high pitched noise emitted by the tray module, in addition to optimizing the paper transport pathway and control, while improving the mechanical parts. The devices have evolved to become even quieter than previous models.

Achieving outstanding TEC values

These devices achieve 0.8 kWh² for their TEC value^{*1}, which is the standard for conforming to the International Energy Star Program. This greatly contributes to reduced power consumption.

*1: Value derived based on the method defined by the International Energy Star Program.

*2: With the C2271 CPS model

TEC Values	
[CPS model]	
C7771	3.3 kWh
C6671	3.1 kWh
C5571	2.4 kWh
C4471	1.9 kWh
C3371	1.3 kWh
C3370	1.1 kWh
C2271	0.8 kWh

Values provided by the ApeosPort series

In addition to excellent expandability and customizability, the ApeosPort series provides functions to contribute to reduce administration work and prevention of information leaks.

The ApeosPort series will enhance the information infrastructure of your company while promoting an environment that enables each employee to focus on their work.

Authentication by user information registered in a server

Your administrative work will be greatly reduced by using a server registered with user information for authentication, rather than setting user information in each MFD. Available functions and color output can also be restricted* on a user basis. In addition, users who are not registered in the server (such as a temporary staff) can also be permitted use the MFDs.

* Requires ApeosWare Management Suite 2.

Further enhanced security

- By importing a device certificate to a MFD, digital signatures and encrypted communication based on S/MIME can be performed when sending e-mail/Internet faxes.
- By attaching a digital signature to scanned documents, modifications to files can be detected and sender falsification can be prevented.


Image log

The image log function enables the job log (including the user, usage time, and number of copies) and the image itself to be stored and managed. This enables investigations to proceed smoothly should a confidential document be leaked.

Note: Requires ApeosWare Image Log Management.


With more variation

Variations to types of post-processing such as Z-folding and tri-folding increase by attaching a Finisher.




Stapling

Stapling multiple pages documents, such as meeting materials into sets, is available.



Punch

A hole punch process can be used for filing documents in binders.



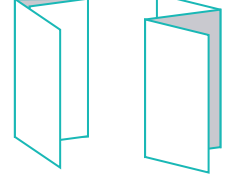
Saddle Staple

This Single Fold and stapling process is ideal for creating catalogues and booklets.



Z Fold Half Sheet

Z Fold Half Sheet is a useful method to combine A3 documents into A4 size.



Tri-fold

The C-fold is useful when creating materials enclosed in envelopes.

	Finisher-A2	Finisher-B1 + Booklet Maker Unit for Finisher-B1*10	C3 Finisher*10	C3 Finisher with Booklet Maker*10	C3 Finisher with Booklet Maker + Folder Unit CD1
Stapling thickness	50 sheets*1	50 sheets	50 or 65 sheets*2	50 or 65 sheets*2	50 or 65 sheets*2+3
Punch	—	2/4 hole punch*4 or 2/3 hole punch*5	2/4 hole punch*6 or 2/3 hole punch*7	2/4 hole punch*6 or 2/3 hole punch*7	2/4 hole punch*6 or 2/3 hole punch*7
Saddle Staple	—	○*8	—	○	○
Single Fold	—	○*8	—	○	○
Tri-fold	—	—	—	—	○*9
Z Fold Half Sheet	—	—	—	—	○*9
Paper capacity*11	Output tray	—	500 sheets	500 sheets	500 sheets
	Finishing tray	500 sheets	2000 sheets	3000 sheets	1500 sheets

*1: A4 size. Max. 30 sheets with B4 or larger. 64 gsm paper

*2: C3 Finisher Staple Unit 65 Sheets is required. 64 gsm paper

*3: Finisher capacity decreases when Z-fold half Sheets are mixed.

*4: 2/4 Hole Punch Kit for Finisher-B1 is required.

*5: US 2/3 Hole Punch Kit for Finisher-B1 is required.

*6: Punch Unit 2H/4H is required.

*7: Punch Unit US 2H/3H is required.

*8: Booklet Maker Unit for Finisher-B1 is required. For the features of Saddle Staple or Single Fold, Finisher B1 does not perform folding but perform scoring.

*9: Folder Unit CD1 is required.

*10: 4 Tray Model is not available in Singapore.

*11: 64 gsm paper

Note: C3 Finisher or C3 Finisher with Booklet Maker requires Transport Unit H3.

Note: Finisher-A2 can only be attached to C5571, C4471, C3371, C3370 and C2271.

Note: Finisher-B1 can only be attached to C5571, C4471, C3371, C3370 and C2271.

Specifications of
ApeosPort-VI C7771 / C6671 / C5571 / C4471 / C3371 / C3370 / C2271
DocuCentre-VI C7771 / C6671 / C5571 / C4471 / C3371 / C3370 / C2271

Basic Specifications/Copy Function

Item	Description							
	C7771	C6671	C5571	C4471	C3371	C3370	C2271	
Type	Desktop/Console							
Memory capacity	4 GB (Max: 4 GB)							
Hard disk capacity ¹	160 GB or larger (Used: 128 GB)							
Colour Capability	Full Colour							
Scan Resolution	600 x 600 dpi							
Printing Resolution	1200 x 2400 dpi (High Resolution Photo) 600 x 600 dpi (Text / Text-Photo / Photo / Map)							
Warm-up Time	When Embedded Plug-ins / Custom Services are enabled ² 36 seconds or less, 30 seconds or less if the main power is on. (At room temperature 23°C) When Embedded Plug-ins / Custom Services are disabled ² 30 seconds or less, 24 seconds or less if the main power is on. (At room temperature 23°C)							
Original Size	Maximum of 297 x 432 mm (A3, 11 x 17") for both Sheet and Book							
Paper Size	Max	SRA3 (320 x 450 mm), 12 x 18" (305 x 457 mm), A3 [12 x 19" (305 x 483 mm) when using Bypass Tray]						
	Min	A5 [89 x 98 mm when using Bypass Tray]						
Image loss width	Lead edge	4.0 mm, Trail edge 2.0 mm, Right/Left Edge 2.0 mm						
	Trailing edge	4.0 mm, Trail edge 2.0 mm, Right/Left Edge 2.0 mm						
Paper Weight ³	Paper Tray	52 to 300 gsm						
	Bypass Tray	52 to 300 gsm						
First Copy Output Time (A4 LEF)	B/W ⁴	3.3 sec.	3.3 sec.	3.7 sec.	4.4 sec.	4.9 sec.	4.9 sec.	6.3 sec.
	Colour ⁵	4.1 sec.	4.1 sec.	5.2 sec.	5.7 sec.	6.7 sec.	6.7 sec.	8.7 sec.
Continuous Copy Speed ⁶	A4 LEF / B5 LEF	B/W: 70 Colour: 70	B/W: 65 Colour: 65	B/W: 55 Colour: 55	B/W: 45 Colour: 45	B/W: 35 Colour: 35	B/W: 30 Colour: 30	B/W: 25 Colour: 25
	A4 / B5	B/W: 50 Colour: 50	B/W: 47 Colour: 47	B/W: 40 Colour: 40	B/W: 32 Colour: 32	B/W: 27 Colour: 27	B/W: 23 Colour: 23	B/W: 19 Colour: 19
	B4	B/W: 41 Colour: 41	B/W: 38 Colour: 38	B/W: 32 Colour: 32	B/W: 26 Colour: 26	B/W: 23 Colour: 23	B/W: 20 Colour: 20	B/W: 16 Colour: 16
	A3	B/W: 35 Colour: 35	B/W: 32 Colour: 32	B/W: 27 Colour: 27	B/W: 22 Colour: 22	B/W: 19 Colour: 19	B/W: 17 Colour: 17	B/W: 14 Colour: 14
Paper Tray Capacity ⁷	Standard	[4 Tray Model] ¹⁰ 500 sheets x 4 Tray + Bypass Tray 90 sheets [Tandem Tray Model] 500 sheets x 2 Tray + 810 sheets + 1175 sheets + Bypass Tray 90 sheets						
	Optional Max	HCF B1: 2030 sheets 4 Tray Model ¹⁰ : 4120 sheets (4 Tray Model ¹⁰ + HCF B1) Tandem Tray Model: 5105 sheets (Tandem Tray Model + HCF B1)						
Output Tray Capacity ⁸	Upper Center: 250 sheets (A4 LEF), Lower Center: 250 sheets (A4 LEF)							
Power Supply	AC220-240 V +/- 10 %, 10 A, 50/60 Hz common							
Maximum Power Consumption	[C7771 / C6671 / C5571 / C4471] 2.2 kW (AC220 V +/- 10%) 2.4 kW (AC240 V +/- 10%) Sleep Mode: 0.5 W (AC230 V) Ready Mode: 111 W (AC230 V) [C3371 / C3370 / C2271] 2.2 kW (AC220 V +/- 10%) 2.4 kW (AC240 V +/- 10%) Sleep Mode: 0.5 W (AC230 V) Ready Mode: 75 W (AC230 V)							
Dimensions	[C7771 / C6671] W 663 x D 793 x H 1169 mm [C5571 / C4471 / C3371 / C3370 / C2271] W 669 x D 723 x H 1141 mm (Without Adjusting Foot: width 663mm.)							
Weight ⁹	156 kg	4 Tray Model ¹⁰ : 132kg					Tandem Tray Model : 139kg	

¹ The Storage Hard disk capacity is not totally available for customers.
² Embedded Plug-ins / Custom Services are enabled as factory default. You can change the settings if needed.
³ It is recommended to use Fuji Xerox recommended paper. Correct print output may not be possible depending on the requirement.
⁴ A4LEF / Monochrome priority mode.
⁵ A4LEF / Colour priority mode.
⁶ The unit is sheets/minute. The speed may be reduced due to the image quality adjustment.
⁷ 80 gsm paper.
⁸ 64 gsm paper.
⁹ Excluding Toner Cartridge.
¹⁰ 4 Tray Model is not available in Singapore.

Print Function

Item	Description	
Type	Built-in type	
Continuous Print Speed ¹	Same as the Basic Specifications / Copy Function	
Printing Resolution	600 x 600 dpi, 1200 x 1200 dpi, 1200 x 2400 dpi	
Page Description Language	Standard	PCL5 / PCL6
	Optional	Adobe® PostScript® 3™
Supported Operating System	Standard (PCL Driver)	Windows® 10 (32bit), Windows® 10 (64bit), Windows® 8.1 (32bit), Windows® 8.1 (64bit), Windows® 8 (32bit), Windows® 8 (64bit), Windows® 7 (32bit), Windows® 7 (64bit), Windows Vista® (32bit), Windows Vista® (64bit), Windows Server® 2012 R2 (64bit), Windows Server® 2012 (64bit), Windows Server® 2008 R2 (64bit), Windows Server® 2008 (32bit), Windows Server® 2008 (64bit)
	Standard (Mac OS X Driver)	OS X 10.11/10.10/10.9/10.8, Mac OS X 10.7/10.6
	Optional (Adobe® PostScript® 3™ Driver)	Windows® 10 (32bit), Windows® 10 (64bit), Windows® 8.1 (32bit), Windows® 8.1 (64bit), Windows® 8 (32bit), Windows® 8 (64bit), Windows® 7 (32bit), Windows® 7 (64bit), Windows Vista® (32bit), Windows Vista® (64bit), Windows Server® 2012 R2 (64bit), Windows Server® 2012 (64bit), Windows Server® 2008 R2 (64bit), Windows Server® 2008 (32bit), Windows Server® 2008 (64bit) OS X 10.11/10.10/10.9/10.8, Mac OS X 10.7/10.6
Interface	Standard	Ethernet 1000BASE-T / 100BASE-TX / 10BASE-T, USB3.0

¹ The speed may be reduced due to the image quality adjustment. The printing speed may be reduced depending on the document.

Scan Function

Item	Description
Type	Colour Scanner
Scan Resolution	600 x 600 dpi, 400 x 400 dpi, 300 x 300 dpi, 200 x 200 dpi
Scan Speed	Same as the Scan Speed for the Duplex Automatic Document Feeder
Interface	Standard Ethernet 1000BASE-T / 100BASE-TX / 10BASE-T

Duplex Automatic Document Feeder B1-PC

Item	Description					
	C5571	C4471	C3371	C3370	C2271	
Original Size / Paper Weight	Max: A3, 11 x 17"; Min: A5 ¹ 38 to 128 gsm (In Duplex: 50 to 128 gsm)					
Capacity ²	130 sheets					
Scan Speed ³	Copy	B/W: 55 sheets/minute Colour: 55 sheets/minute	B/W: 45 sheets/minute Colour: 45 sheets/minute	B/W: 35 sheets/minute Colour: 35 sheets/minute	B/W: 30 sheets/minute Colour: 30 sheets/minute	B/W: 25 sheets/minute Colour: 25 sheets/minute
	Scan	B/W: 80 sheets/minute, Colour: 80 sheets/minute (1 pass, 2 sided scanning: B/W: 154 ppm ⁴ , Colour: 154 ppm ⁴) [Fuji Xerox Standard Paper (A4 LEF), 200 dpi, to Folder]				

¹ The minimum custom size is 125 x 85 mm.
² 64 gsm paper.
³ The scanning speed varies depending on the documents.
⁴ 160 ppm for both B/W and colour when Quiet Mode is disabled. This setting can be changed to suit the customer's usage.

Duplex Automatic Document Feeder C1-PC

Item	Description		
	C7771	C6671	
Original Size / Paper Weight	Max: A3, 11 x 17"; Min: A6 ¹ 38 to 200 gsm (In Duplex: 50 to 200 gsm)		
Capacity ²	250 sheets		
Scan Speed ³	Copy	B/W: 70 sheets/minute Colour: 70 sheets/minute	B/W: 65 sheets/minute Colour: 65 sheets/minute
	Scan	B/W: 135 sheets/minute, Colour: 135 sheets/minute (1 pass, 2 sided scanning: B/W: 270 ppm , Colour: 270 ppm) [Fuji Xerox Standard Paper (A4 LEF), 200 dpi, to Folder]	

¹ The minimum custom size is 84 x 139.7 mm.
² 64 gsm paper.
³ The scanning speed varies depending on the documents.

Fax Function (Optional)

Item	Description
Original Size	Max: A3, 11 x 17", Long document (Longest 600 mm)
Recording Paper Size	Max: A3, 11 x 17" Min: A5
Transmission Time	2 seconds and more but fewer than 3 seconds ^{*1}
Transmission Mode	ITU-T G3
Applicable Lines	Telephone subscriber line, PBX, Fax communication (PSTN), Maximum 2 ports ^{*2} (G3-3 ports)

*1 When A4 size document with approximately 700 characters is transmitted in standard image-quality (8 x 3.85 lines / mm) and in high-speed mode (28.8 kbps or faster, JBIG). Only indicates the time for transmitting the image information and does not include the communication control time. The total communication time will vary depending on the contents of the document, the type of machine receiving the fax, and line condition.

*2 No. of FAX lines is up to 2 ports. Port refers to number of channels for FAX.

HCF B1 (Optional)

Item	Description
Paper Size	A4 LEF, Letter LEF, B5 LEF
Paper Weight	55 to 216 gsm
Feeding Capacity / Number of Tray ^{*1}	2030 sheets x 1-tray
Dimensions	W 389 x D 610 x H 380 mm
Weight	29 kg

*1 80 gsm paper.

Side Tray

Item	Description
Paper Capacity ^{*1}	100 sheets
Dimensions	W 324 x D 567 x H 228 mm

*1 64 gsm paper.

Finisher-A2 (Optional)

Item	Description
Type	Sort (Offset available ^{*1}) / Stack (Offset available ^{*1})
Paper Size	Max: A3, 11 x 17" Min: A5, Postcard (100 x 148 mm)
Paper Weight ^{*2}	52 to 256 gsm
Paper Capacity ^{*3}	Finishing Tray [Without Stapling] A4 LEF: 500 sheets ^{*4} , B4: 250 sheets, A3 or larger: 200 sheets, Mixed Size Stacking ^{*5} : 250 sheets [With Stapling] 30 sets, or A4 LEF: 500 sheets, B4: 250 sheets, A3 or larger: 200 sheets, Mixed Size Stacking ^{*5} : 250 sheets
Staple	Capacity A4: 50 sheets (90 gsm or less) B4 or larger: 30 sheets (90 gsm or less) Paper Size Max: A3, 11 x 17" Min: B5 LEF Position Single stapling, Dual stapling
Dimensions / Weight	W 478 x D 461 x H 238 mm, 11 kg

Note: The unit cannot be installed on C7771/C6671.

*1 [No Offset] is selected by factory default. The settings can be changed according to the customer's use situation.

*2 Documents may not be printed correctly depending on usage conditions (52 to 55 gsm).

*3 64 gsm paper.

*4 A4 LEF: 250 sheets (when the offset stacking function is enabled).

*5 When larger size sheets are stacked on top of smaller size sheets. Large size paper: Smaller than A3 (250 sheets), A3 or larger (200 sheets).

Finisher-B1 (Optional)

Item	Description
Type	Sort (Offset available) / Stack (Offset available)
Paper Size ^{*1}	Max: A3, 11 x 17" Min: B5 LEF
Paper Weight ^{*2}	52 to 220 gsm
Paper Capacity ^{*3}	[Without Stapling] A4: 2000 sheets, B4 or larger: 1000 sheets, Mixed Size Stacking ^{*4} : 300 sheets [With Stapling] A4: 100 sets or 1000 sheets ^{*5} , B4 or larger: 75 sets or 750 sheets [With Booklet Finishing ^{*6}] 50 sets or 600 sheets [With Fold ^{*6}] 500 sheets
Staple	Capacity 50 sheets (90 gsm or less) Paper Size Max: A3, 11 x 17" Min: B5 LEF Position Single stapling, Dual stapling
Punch ^{*7}	Number of Holes 2-hole / 4-hole punch or 2-hole / 3-hole punch (US Specifications) Paper Size A3, 11 x 17", B4, A4 ^{*8} , A4 LEF, Letter ^{*8} , Letter LEF, B5 LEF Paper Weight 52 to 200 gsm
Booklet Finishing ^{*6}	Capacity Saddle Staple: 15 sheets, Fold: 5 sheets Paper Size Max: A3, 11 x 17" Min: A4, Letter Paper Weight Saddle Staple: 64 to 80 gsm ^{*9} , Fold: 64 to 105 gsm
Dimensions ^{*10} / Weight	W 620 x D 552 x H 1010 mm, 28 kg With Booklet Finisher: W 620 x D 597 x H 1080 mm, 38 kg

Note: The unit cannot be installed on C7771/C6671.

*1 Paper in the sizes larger than A3 or 11 x 17" or smaller than B5 are delivered to the Centre Tray.

*2 Documents may not be printed correctly depending on usage conditions (52 to 55 gsm).

*3 64 gsm paper.

*4 When larger size sheets are stacked on top of smaller size sheets.

*5 75 sets or 750 sheets with dual stapling.

*6 The Booklet Finishing function requires the optional Booklet Maker Unit for Finisher-B1. After a job with the Booklet Finishing function specified has been output, the next job may not be delivered until the sheets are removed from the output tray. Also, if larger size sheets are stacked on top of smaller size sheets after a job with the Booklet Finishing function specified has been run, the next job may not be delivered until the sheets are removed from the output tray.

*7 The Punch function requires the optional 2/4 Hole Punch Kit for Finisher-B1 or US 2/3 Hole Punch Kit for Finisher-B1.

*8 3-hole punch is not applicable.

*9 Covers can be up to 220 gsm (Extra Heavyweight).

*10 Inner connector within the body is excluded.

C3 Finisher / C3 Finisher with Booklet Maker (Optional)

Item	C3 Finisher	C3 Finisher with Booklet Maker
Type	Output Tray Sort / Stack Finishing Tray Sort (Offset available) / Stack (Offset available) Booklet Tray — / Sort / Stack	
Paper Size	Output Tray Max: 12 x 19" (305 x 483 mm) Min: Postcard (100 x 148 mm) Finishing Tray Max: 12 x 19" (305 x 483 mm) Min: B5 LEF Booklet Tray — / Max: 12 x 18" (305 x 457 mm) Min: B5	
Paper Weight	Output Tray 52 to 300 gsm ^{*1} Finishing Tray 52 to 300 gsm ^{*1} Booklet Tray — / 64 to 220 gsm	
Paper Capacity ^{*2}	Output Tray 500 sheets (A4) Finishing Tray [Without Stapling] A4: 3000 sheets, B4 or larger: 1500 sheets, Mixed Size Stacking ^{*3} : 300 sheets [With Stapling] A4: 200 sets or 3000 sheets, B4 or larger: 100 sets or 1500 sheets, Mixed Size Stacking ^{*3} : 70 sets or 200 sheets Booklet Tray — / 20 sets ^{*4}	[Without Stapling] A4: 1500 sheets, B4 or larger: 1500 sheets, Mixed Size Stacking ^{*3} : 300 sheets [With Stapling] A4: 200 sets or 1500 sheets, B4 or larger: 100 sets or 1500 sheets, Mixed Size Stacking ^{*3} : 70 sets or 200 sheets
Staple	Capacity 50 sheets (90 gsm or less) ^{*5} Paper Size Max: A3, 11 x 17" Min: B5 LEF Position Single stapling, Dual stapling	
Punch ^{*6}	Number of Holes 2-hole / 4-hole punch or 2-hole / 3-hole punch (US Specifications) Paper Size A3, 11 x 17", B4, A4 ^{*7} , A4 LEF, Letter ^{*7} , Letter LEF, B5 LEF, 7.25 x 10.5" (184 x 267 mm), 8 x 10" (203 x 254 mm), 16K (194 x 267 mm), Cover A4 (223 x 297 mm), 9 x 11" (229 x 279 mm), 215 x 315 mm, 8.5 x 13" (216 x 330 mm), Legal, 11 x 15" (279 x 381 mm), 8K (267 x 388 mm) Paper Weight 52 to 200 gsm	
Booklet Finishing	Capacity — / Saddle Staple: 16 sheets (90 gsm or less) ^{*8} Middle-Fold: 5 sheets (90 gsm or less) ^{*8} Single Fold: 1 sheet Paper Size Max: SRA3 (320 x 450 mm), 12 x 18" (305 x 457 mm) Min: B5 Paper Weight Saddle Staple: 64 to 220 gsm Middle-Fold: 64 to 220 gsm Single Fold: 64 to 220 gsm	
Dimensions ^{*9}	W 730 x D 589 x H 1056 mm When Folder Unit CD1 is installed: W 965 x D 726 x H 1056 mm	W 790 x D 589 x H 1056 mm When Folder Unit CD1 is installed: W 1025 x D 726 x H 1056 mm
Weight	49 kg When Folder Unit CD1 is installed: 101kg	66 kg When Folder Unit CD1 is installed: 118kg

Note: Transport Unit H3 is required.

*1 52 to 55 gsm output paper may not be aligned properly depending on the paper type.

*2 64 gsm paper.

*3 When larger size sheets are stacked on top of smaller size sheets.

*4 When the output paper size is the same.

*5 Up to 65 sheets can be stapled when the C3 Finisher Staple Unit 65 Sheets is installed. However, depending on the paper type, incorrect stapling such as uneven edge alignment of sets may occur.

*6 Optional.

*7 3-hole punch is not applicable.

*8 The maximum number of sheets varies depending on the paper weight. Booklet may not be tightly closed depending on the size or type of the paper.

*9 Inner connector within the body is excluded.

Folder Unit CD1 (Optional)

Item	Description
Z Fold Half Sheet	Paper Size A3, 11 x 17", B4 Paper 64 to 90 gsm Weight
Tri-fold	Paper Size A4, Letter Paper Weight 64 to 90 gsm Paper Capacity ^{*1} 40 sheets
Power Supply ^{*2}	AC220-240 V +/- 10 %, 0.6 A, 50/60 Hz common
Maximum Power	144 W (AC220-240 V +/- 10%)
Consumption	
Dimensions	W 232 x D 726 x H 991 mm
Weight	53 kg

Note: Optional of C3 Finisher / C3 Finisher with Booklet Maker.

*1 64 gsm paper.

*2 Power supply separate from the main unit is required.


Notes

- 1) If the storage media (such as hard disk drives) of the base unit fail, loss of received data, accumulated data, registered setting data, etc. may occur. In no event shall Fuji Xerox be liable for any damages whatsoever arising from loss of data.
- 2) Functional spare parts will be available for at least 7 years after the product is no longer manufactured.
- 3) The product specifications, appearance and other details in this brochure are subject to change without notice for improvements.

All product names and company names mentioned in this brochure are trademarks or registered trademarks of their respective companies.

Reproduction Prohibitions Please note that reproduction of the following is prohibited by law : Domestic and foreign currencies, government-issued securities, and national bonds and local bond certificates. Unused postage stamps, post cards, etc. Certificate stamps stipulated by law. Reproducing works forming the subject matter of copyright (literary works, musical works, paintings, engravings, maps, cinematographic works, drawings, photographic works, etc.) is not permitted unless the reproduction is for the purpose of personal use, family use or other similar uses within a limited circle.



 **For Your Safety**
Before using the product, read the Instruction Manual carefully for proper use. Use the product with the power source and voltage specified. Be sure to establish ground connection. Otherwise, electronic shock may result in the case of a failure or short circuit.

For more information or detailed product specification, please call or visit us at

Fuji Xerox Singapore Pte Ltd

80 Anson Road, #01-01 Fuji Xerox Towers Singapore 079907

Tel.65-6766-8888

<http://www.fujixerox.com.sg/>

