

ApeosPort[®] C3060 / C2560 / C2060

The Next Evolution | Compactibility with Scalability



FUJIFILM

FUJI xerox 



"Compact" and "Scalable" ...

Colour multifunction device which is compact in size and powerful in its features.

Unleash the full capacity of new ApeosPort series with your business expanding over a period of time. Direct integration of device with popular cloud services or seamless connectivity with your smartphone, an optimum level of scalability can be achieved as and when required to enhance overall productivity.



Model-CPS

A3 Colour Multifunction Devices

ApeosPort C3060 / C2560 / C2060

Copy/Print Colour/Monochrome 30 ppm^{*1}	Scan Colour/Monochrome 55 ppm^{*2}	FAX^{*3} Super G3 FAX	Printing resolution 1200× 2400 dpi
Wireless LAN Supported	Mobile Support	Cloud Interactive	

^{*1}: For C3060, 25 ppm for C2560, 20 ppm for C2060. ^{*2}: Standard Document (A4 LEF), 200 dpi, to Folder. ^{*3}: Optional.

Various combinations



Model-CP



With 1 Tray Module^{*1}



With 1 Tray Module with Cabinet^{*1}



With 3 Tray Module^{*1}

Quick, beautiful, and comfortable operation



Easy-to-use 7-inch touch panel

- Smartphone-like operation
- Adjustable UI panel angle for easy viewing
- Support for multiple languages^{*1}
- Comes standard with the NFC^{*2} touch area



One touch multiple destination scanning

- Multi Send scan allows user to simultaneously perform Scan to PC (SMB/FTP/SFTP), Scan to e-mail and Store & Send Link functions.



Visual and sound notifications

- The device uses visual and sound to notify the user of its state. The sound changes depending on the purpose to correctly notify the user of the operation status.



2096 sheets paper capacity^{*4}

- Small but equipped with a tray that handles paper feed of 500 sheets, bypass tray that handles paper feed of 96 sheets as standard.
- Bypass tray that can perform Paper Size Detection and switch paper tray.



Directly printing from or scanning to USB^{*3}

- It is possible to print documents stored on a USB memory or save scanned data to the memory without using a computer.



You can quickly activate when you want to use it

- Set a preset time for device to perform an auto image quality adjustment before your actual daily work starts thus reducing any wait time for machine calibration before first operation.

Uncompromising Image quality

- Image Enhancement processing reproduces diagonal lines and the outlines of characters, which can become jagged when printed, more smoothly.
- IReCT*, digital image adjustment technology, minimises colour misregistration.

*: Image Registration Control Technology

Eco friendly

- LED print head achieves both high image quality and energy saving.
- Smart Energy Save allows you to reduce power consumption and CO₂ emissions by distributing power only to the features requested by users.
- Environmentally friendly inedible woody biomass plastic is used for some parts.

*1: Japanese, English, Chinese (Simplified and Traditional), Korean, Thai, Vietnamese, and Indonesian. *2: Near Field Communication.

*3: Optional. *4: 80 gsm paper. When configured with Standard + 3 Tray Module.



Finisher-A2
•Staple



Finisher-B3, Booklet Maker Unit for Finisher-B3
•Staple •Punch*1 •Saddle Staple*2 •Single Fold*2



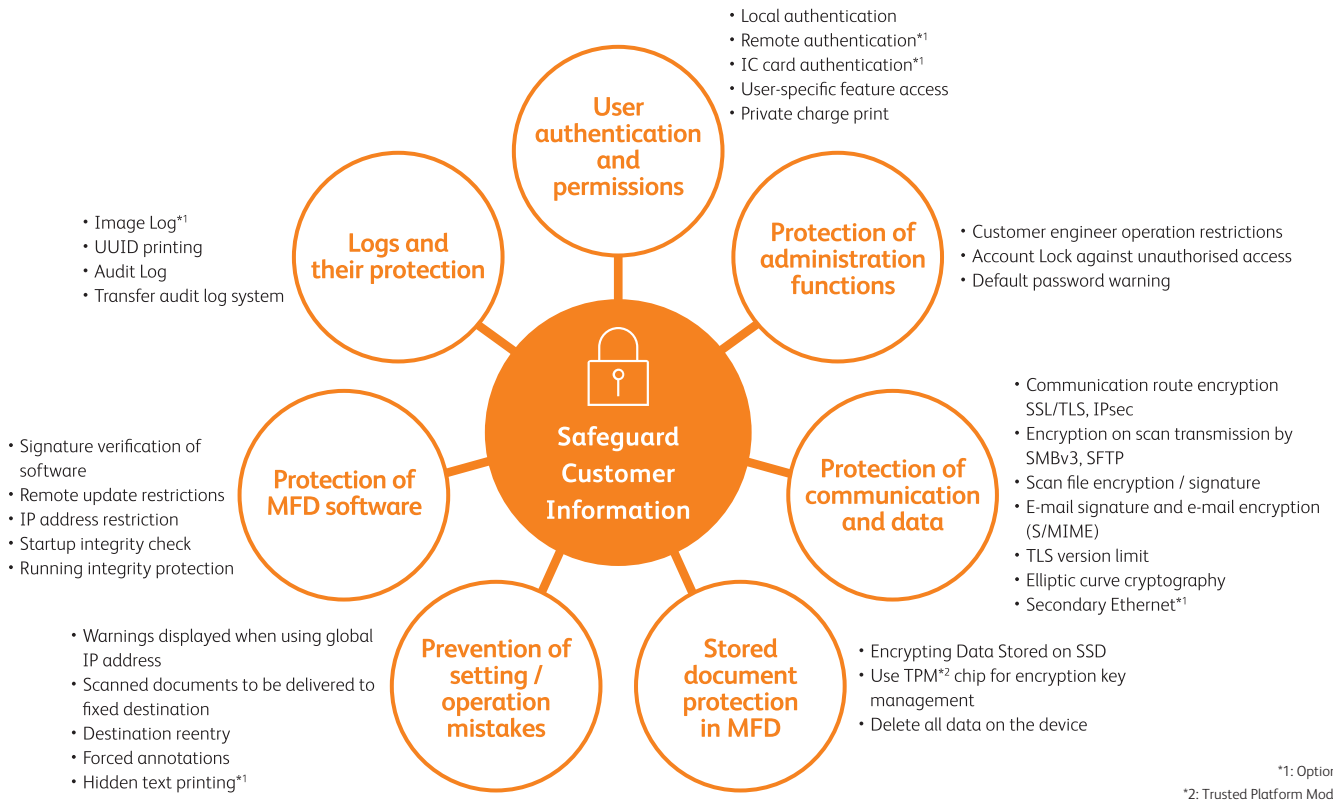
With Side Tray
Supports distribution output for each of copy, print, and fax jobs

*1: Optional. *2: Booklet Maker Unit is required. Finisher-B3 makes a crease without folding when performing saddle stapling or single folding.

360° data security

ApeosPort is equipped with both user-friendliness and security measures

Comprehensive security measures protect your important information against threats such as unauthorised access, information leakage, and data tampering.



Azure Active Directory Authentication

The ApeosPort device can integrate with Microsoft Azure Active Directory, a cloud-based identity management service. Azure Active Directory can be used for authenticating to multifunction devices and FUJIFILM Business Innovation's cloud services.

Server-less user authentication

The server-less authentication feature* makes an additional need of authentication server unnecessary. Associating user information registered to multifunction devices with the ID information of IC cards makes it possible to share the user information among all multifunction devices connected to a parent device, enabling server-less user authentication on the devices.

*: Optional.

Carefree management

Visualise usage data to reduce costs

Device Log Service* visualises the usage of multifunction devices and printers in an office by displaying usage charts in a web browser. It is also possible to display the usage data on the control panel of a multifunction device. The service requires no dedicated server and makes it possible to increase cost awareness among employees while lightening the burden on system administrators.

*: A cloud service that FUJIFILM Business Innovation offers. A subscription to the service is additionally needed.

Easy solutions to help solve problems

From toner replacement to unexpected device failures, most problems can be solved quickly without needing to wait for a customer engineer or sales representative.



Help information accessible from the control panel and mobile devices assist you to solve problems

On the control panel of a multifunction device, you can search for and find ways to fix your problems. You can also view help information on a mobile device by scanning a QR code displayed on the control panel with the mobile device.

Remote Assistance is also available to solve problems with the help of operators

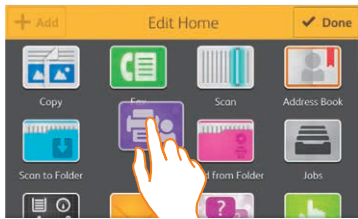
If you cannot solve a problem, contact our call center as required. An operator will remotely access your multifunction device and guide you using a finger pointer or pen function on the UI panel.

End to end automated workflow

Easy preference setting for quicker operations

New ApeosPort similar to a smartphone can have shortcuts Apps for regular operations or settings. Ability to drag and drop these Apps as per individual user preference provides much needed simplicity and easiness in operations.

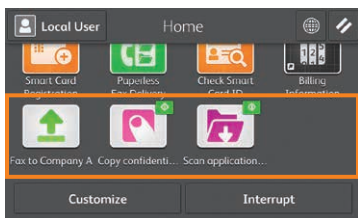
Custom home screen and feature list



Move an icon just by dragging/dropping while long tapping it.

You can specify the icons (apps) and their arrangement on the home screen or features and their order on lists displayed on job screens with an easy, intuitive operation. You can also hide the features you do not need.

Complete routine tasks with one touch



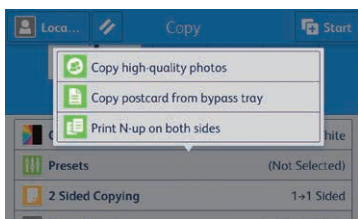
A desired colour, design, and name can be specified for an icon.

Your preferred features and settings can be registered to appear on the home screen as one-touch apps. Just tapping a one-touch app completes your routine task.

Fax to Company XX
Registering a recipient prevents misdirected faxes.

Scan application forms
The trouble of specifying a file format or storage destination each time is eliminated.

Support non-routine tasks with high flexibility



Settings like the N-up option and number of copies can be changed every time a preset is selected.

Saving the settings as a preset eliminates the trouble of specifying complicated settings each time. Every time the preset is selected, you can tailor the settings to the preferences at that time, which streamlines your work process.

Translate documents just like copying

The Scan Translation Service* allows you to translate paper documents while maintaining the original layout just by scanning these documents. Digital documents sent from computers via the Internet are also supported.

Note: Japanese, English, Chinese (Simplified and Traditional), Korean, Thai, Vietnamese, Indonesian, and Malay are supported.

*: A cloud service that FUJIFILM Business Innovation offers. A subscription to the service is additionally needed.

Copy an ID card on one side of a sheet

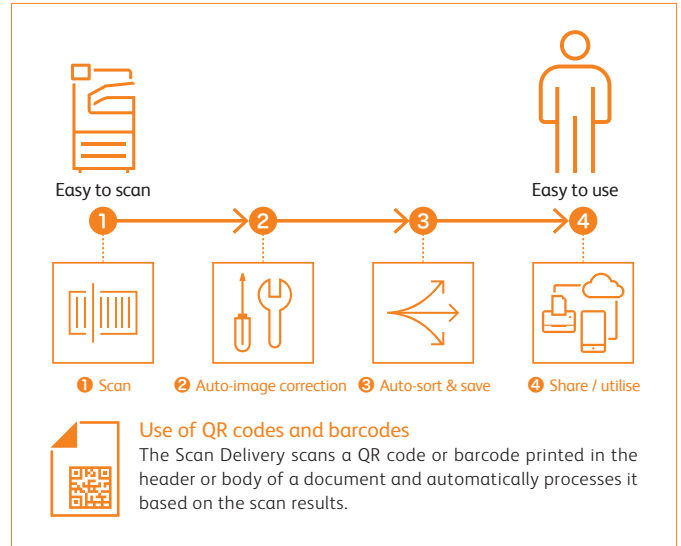
With the ID Card Copy feature, both sides of an ID card, such as a driver's licence card or health insurance card, can be printed aligned with each other on one side of a sheet. You can also enlarge the images to get a better view of them.



Automated scan processes for regular work tasks

Using the Scan Delivery* automates the process of scanning and saving documents to predefined destinations according to the rules specified for each task or document type, eliminating the need to manually specify file names or formats and perform OCR processing*. You can also extract characters from certain areas of a document and use them for the folder or file name.

*: Optional.



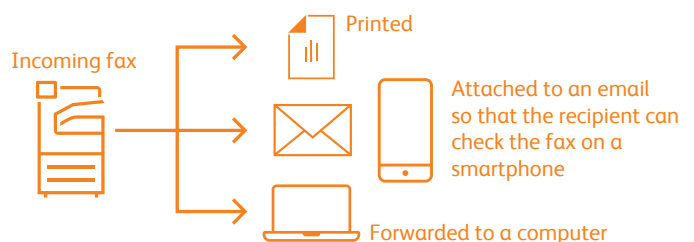
Automated scan processes for individual users

ScanAuto makes it possible to automatically optimise scan settings depending on the document orientation, sides to scan, etc. When the Authentication feature is used, the destination is automatically set to the authenticated user's address.

Fax settings that lead to reduced waste and higher efficiency

By configuring the Paperless Fax settings, you can store received faxes in folders so that only necessary faxes are printed after being checked on the control panel. Faxes can also be forwarded to your smartphone. With an optional kit, you can also sort them by fax number, received date, or person in charge and switch the behaviour of a multifunction device. With one touch, you can change the setting to forward incoming faxes by email, which allows you to check them from outside the office.

- Minimising paper output
- Checking incoming faxes outside the office
- Automatic sorting and forwarding
- Changing the behaviour of a multifunction device when a fax is received depending on the time of day



Borderless workspace

Smartphone becomes a "portable operation panel"

Seamless connectivity with mobile devices for Copy, Fax, Print, Scan*¹ jobs using the Print Utility*² application.

- Mobile device can be used as an alternative UI for operations control to minimize common touch points
- Frequent settings can be saved as "Favourites"
- Directly send fax or email with the addresses stored in the smartphone
- Minimise printer touch points for hygiene reasons



Note: Connect to machine via wireless environment.

*1: E-mail, Scan to Folder.

*2: It can be downloaded free of charge from Google Play™ or App Store.

Flexibility in office layout

Supports wireless LAN environment*¹.

- Supports free addressing in the office with Wi-Fi support
- Up to three Wi-Fi Direct multifunction devices can be connected at the same time
- Supports direct mobile printing*²
- Print Utility, AirPrint, Mopria® Print Service are supported

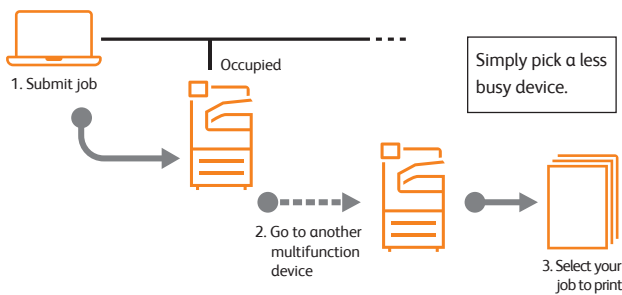
*1: Optional.

*2: When connecting to Wi-Fi Direct.

No need to queue up for printing

Server-less On-Demand Print* allows you to release a print job from a multifunction device other than the one specified when the job was submitted if the device is being used by another person, eliminating the need to wait for your turn.

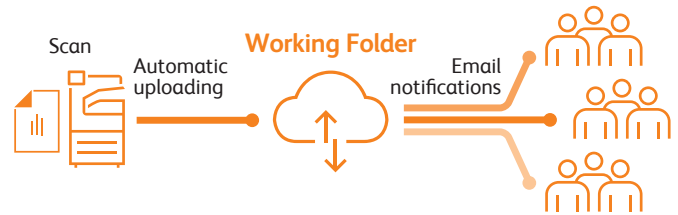
*: Optional.



Secure, high capacity cloud storage

With Working Folder*, so long as you have an Internet connection, you can access and use documents from anywhere, anytime. Seamlessly integrating with multifunction devices, DocuWorks, and mobile devices, Working Folder allows you to make maximum use of documents. For example, it is possible to print a document stored in Working Folder from the control panel of a multifunction device or to upload scanned data with a specified name to Working Folder and send an email notification.

*: A cloud service that FUJIFILM Business Innovation offers. A subscription to the service is additionally needed.



Securely and easily printing a document even from outside the office

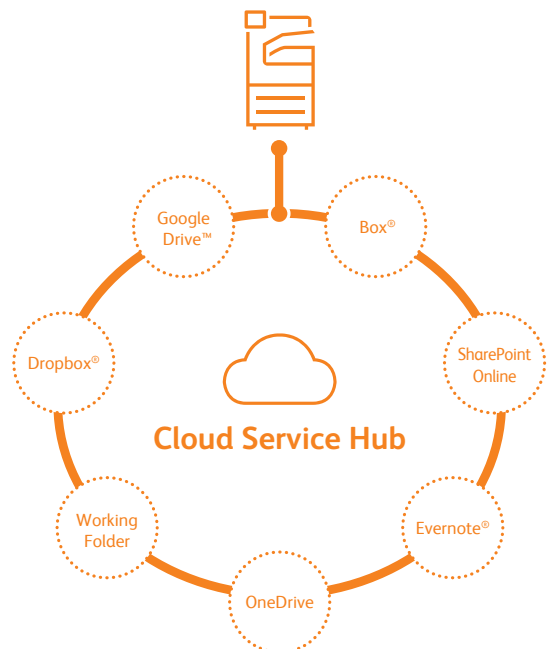
With Cloud On-Demand Print*, you can upload a document to a cloud server from a computer or mobile device and print the document from a multifunction device outside the office using an ID and password without a special printer driver. This eliminates the need to bring paper documents, preventing data loss.

*: A cloud service that FUJIFILM Business Innovation offers. A subscription to the service is additionally needed.

Centralised cloud integration

Cloud Service Hub* achieves single sign-on across cloud storage services. This enables you to save a scanned document to cloud storage directly from a multifunction device and search for a document to print across multiple cloud storage services. Text in a scanned document can be captured through OCR, which allows you to do a full-text search.

*: A cloud service that FUJIFILM Business Innovation offers. A subscription to the service is additionally needed.



ApeosPort C3060 /C2560 / C2060 Functions & Specifications

Basic Specifications/Copy Function

Item	Description			
	ApeosPort C3060	ApeosPort C2560	ApeosPort C2060	
Type	Desktop / Console			
Memory Capacity	4 GB (Max: 4 GB)			
Storage Device Capacity ^{*1}	Model-CPS: 128 GB Model-CP: 3.6 GB (Optional: 128 GB) ^{*2}			
Colour Capability	Full colour			
Scan Resolution	600 x 600 dpi			
Printing Resolution	1200 x 2400 dpi			
Warm-up Time	[Embedded Plug-ins / Custom Services] ^{*3} When enabled: 28 seconds or less (23 degrees Celsius room temperature) When disabled: 22 seconds or less (23 degrees Celsius room temperature)			
Recovery Time (Recovery Time from Sleep Mode)	12 seconds or less (23 degrees Celsius room temperature)			
Original Size	Maximum of A3, 11 x 17", 297 x 432 mm for both Sheet and Book			
Paper Size	Max	A3, 11 x 17"		
	Min	A5 [Postcard (100 x 148 mm) when using Bypass Tray]		
Image loss width	Lead edge 4.0 mm, Trail edge 2.0 mm, Right/Left edge 2.0 mm			
Paper Weight ^{*4}	Paper Tray	60 to 256 gsm		
	Bypass Tray	60 to 216 gsm		
First Copy Output Time	B/W: 4.9 sec. (A4 LEF / Monochrome priority mode) Colour: 6.7 sec. (A4 LEF / Colour priority mode)	B/W: 5.9 sec. (A4 LEF / Monochrome priority mode) Colour: 8.1 sec. (A4 LEF / Colour priority mode)		
Continuous Copy Speed ^{*5}	A4 LEF / JIS B5 LEF	B/W: 30 ppm, Colour: 30 ppm	B/W: 25 ppm, Colour: 25 ppm	B/W: 20 ppm, Colour: 20 ppm
	A4	B/W: 23 ppm, Colour: 23 ppm	B/W: 19 ppm, Colour: 19 ppm	B/W: 16 ppm, Colour: 16 ppm
	JIS B5	B/W: 17 ppm, Colour: 17 ppm	B/W: 14 ppm, Colour: 14 ppm	B/W: 11 ppm, Colour: 11 ppm
	JIS B4	B/W: 20 ppm, Colour: 20 ppm	B/W: 16 ppm, Colour: 16 ppm	B/W: 13 ppm, Colour: 13 ppm
	A3	B/W: 17 ppm, Colour: 17 ppm	B/W: 14 ppm, Colour: 14 ppm	B/W: 11 ppm, Colour: 11 ppm
Paper Tray Capacity ^{*6}	Standard	500 sheets x 1-tray + Bypass Tray 96 sheets		
	Optional	1 Tray Module / 1 Tray Module with Cabinet: 500 sheets x 1-tray 3 Tray Module: 500 sheets x 3-tray		
	Max	2096 sheets [Standard + 3 Tray Module]		
Output Tray Capacity ^{*7}	Upper Center: 250 sheets (A4 LEF), Lower Center: 250 sheets (A4 LEF)			
Power Supply	AC220-240 V +/- 10 %, 8 A, 50/60 Hz common			
Maximum Power Consumption	1.76 kW (AC220 V +/- 10 %), 1.92 kW (AC240 V +/- 10 %) Sleep Mode: 0.4 W (AC230 V +/- 10 %) Ready Mode: 83 W (AC230 V +/- 10 %)			
Dimensions ^{*8}	[C3060 / C2560 / C2360] Model-CPS: W 590 x D 659 x H 768 mm W 590 x D 659 x H 962 mm (when optional 1 Tray Module is installed.) W 616 x D 659 x H 1119 mm (when optional 1 Tray Module with Cabinet is installed.) W 616 x D 659 x H 1119 mm (when optional 3 Tray Module is installed.) [C2560 / C2360] Model-CP: W 590 x D 659 x H 689 mm W 590 x D 659 x H 882 mm (when optional 1 Tray Module is installed.) W 616 x D 659 x H 1040 mm (when optional 1 Tray Module with Cabinet is installed.) W 616 x D 659 x H 1040 mm (when optional 3 Tray Module is installed.)			
Weight ^{*9}	[C3060 / C2560 / C2360] Model-CPS: 68 kg 87 kg (when optional 1 Tray Module is installed.) 92 kg (when optional 1 Tray Module with Cabinet is installed.) 95 kg (when optional 3 Tray Module is installed.) [C2560 / C2360] Model-CP: 63 kg 82 kg (when optional 1 Tray Module is installed.) 88 kg (when optional 1 Tray Module with Cabinet is installed.) 90 kg (when optional 3 Tray Module is installed.)			

*1: The Storage Device Capacity is not totally available for customers.

*2: When the optional Storage (SSD) is installed.

*3: Embedded Plug-ins / Custom Services are enabled as factory default. You can change the settings if needed.

*4: It is recommended to use our recommended paper. Correct print output may not be possible depending on the requirement.

*5: The speed may be reduced due to the image quality adjustment.

*6: 80 gsm paper.

*7: 64 gsm paper.

*8: Depth does not include protrusion of company name badge.

*9: Including Toner Cartridge.

Print Function

Item	Description
Type	Built-in type
Continuous Print Speed ^{*1}	Same as the Basic Specifications / Copy Function
Printing Resolution	Standard [PCL Driver] Standard: 1200 x 2400 dpi, High Quality: 1200 x 2400 dpi, High Resolution ^{**} : 1200 x 1200 dpi
	Optional [Adobe® PostScript® 3™ Driver] High Speed (Standard): 600 x 600 dpi, High Quality: 1200 x 2400 dpi, High Resolution ^{**} : 1200 x 1200 dpi
Page Description Language	Standard PCL5 / PCL6
	Optional Adobe® PostScript® 3™
Supported Operating System ^{*3}	Standard [PCL Driver] Windows 10 (32 bit / 64 bit), Windows 8.1 (32 bit / 64 bit), Windows Server 2019 (64 bit), Windows Server 2016 (64 bit), Windows Server 2012 R2 (64 bit), Windows Server 2012 (64 bit) [Mac OS X Driver] macOS 10.15 / 10.14 / 10.13 / 10.12, OS X 10.11
	Optional [Adobe® PostScript® 3™ Driver] Windows 10 (32 bit / 64 bit), Windows 8.1 (32 bit / 64 bit), Windows Server 2019 (64 bit), Windows Server 2016 (64 bit), Windows Server 2012 R2 (64 bit), Windows Server 2012 (64 bit) macOS 10.15 / 10.14 / 10.13 / 10.12, OS X 10.11
Interface	Standard Ethernet 1000BASE-T / 100BASE-TX / 10BASE-T, USB3.0
	Optional Wireless LAN (IEEE 802.11 a / b / g / n / ac)

*1: The speed may be reduced due to the image quality adjustment. The printing speed may be reduced depending on the document.

*2: High Resolution mode is recommended for printing fine lines or cadastral maps.

*3: Please refer to our official website for the latest supported OS.

Scan Function (Optional)

Item	Description
Type	Colour Scanner
Scan Resolution	600 x 600 dpi, 400 x 400 dpi, 300 x 300 dpi, 200 x 200 dpi
Scan Speed	Same as the Scan Speed for the Duplex Automatic Document Feeder
Interface	Standard Ethernet 1000BASE-T / 100BASE-TX / 10BASE-T
	Optional Wireless LAN (IEEE 802.11 a / b / g / n / ac)

Note: Installed for Model-CPS as standard.

Fax Function (Optional)

Item	Description
Original Size	Max: A3, 11 x 17", Long document (Longest 600 mm)
Recording Paper Size	Max: A3, 11 x 17"; Min: A5
Transmission Time	2 seconds and more but fewer than 3 seconds ^{*1}
Transmission Mode	ITU-T G3
Applicable Lines	Telephone subscriber line, PBX, Fax communication (PSTN), Maximum 3 ports ^{*2} (G3-3 ports)

*1: When A4 size document with approximately 700 characters is transmitted in standard image-quality (8 x 3.85 lines/mm) and in high-speed mode (28.8 kbps or faster, JBIG). Only indicates the time for transmitting the image information and does not include the communication control time. The total communication time will vary depending on the contents of the document, the type of machine receiving the fax, and line condition.

*2: No. of FAX lines is up to 3 ports. Port refers to number of channels for FAX.

Duplex Automatic Document Feeder (Optional)

Item	Description			
	ApeosPort C3060	ApeosPort C2560	ApeosPort C2060	
Original Size / Paper Weight	Max: A3, 11 x 17"; Min: A5 ^{*1} 38 to 128 gsm (In Duplex: 50 to 128 gsm)			
Capacity ^{*2}	110 sheets			
Scan Speed	Copy (A4 LEF, Simplex)	B/W: 30 ppm, Colour: 30 ppm	B/W: 25 ppm, Colour: 25 ppm	B/W: 20 ppm, Colour: 20 ppm
	Scan	B/W: 55 ppm, Colour: 55 ppm [Standard Document (A4 LEF), 200 dpi, to Folder]		
Dimensions / Weight	W 540 x D 492 x H 95 mm / 6 kg			

Note: Installed for Model-CPS as standard.

*1: The minimum custom size is 125 x 85 mm.

*2: 64 gsm paper.

Side Tray (Optional)

Item	Description
Paper Capacity [*]	100 sheets
Dimensions	W 353 x D 429 x H 198 mm

*: 64 gsm paper.

Finisher-A2 (Optional)

Item	Description
Type	Sort (Offset available) / Stack (Offset available)
Paper Size	Max: A3, 11 x 17"; Min: Postcard (100 x 148 mm)
Paper Weight	60 to 256 gsm
Paper Capacity ^{*1}	[Without Stapling] A4: 500 sheets; JIS B4: 250 sheets; A3 or larger: 200 sheets; Mixed Size Stacking ^{**} : 250 sheets
	[With Stapling] 30 sets
Staple	Capacity A4: 50 sheets (90 gsm or less), JIS B4 or larger: 30 sheets (90 gsm or less)
	Paper Size Max: A3, 11 x 17"; Min: JIS B5 LEF
	Paper Weight 60 to 256 gsm
Position	Single stapling, Dual stapling
Dimensions ^{*3} / Weight	W 658 x D 461 x H 238 mm / 11 kg

*1: 64 gsm paper.

*2: When larger size sheets are stacked on top of smaller size sheets.

*3: Width 478 mm when the paper support is stored.

Finisher-B3 (Optional)

Item	Description	
Type	Sort (Offset available ^{*1,2}) / Stack (Offset available ^{*1,2})	
Paper Size ^{*3}	Max: A3, 11 x 17"; Min: A5	
Paper Weight	60 to 256 gsm	
Paper Capacity ^{*4}	[Without Stapling] A4: 2000 sheets, JIS B4 or larger: 1000 sheets, Mixed Size Stacking ^{*5} : 300 sheets [With Stapling] A4: 100 sets or 1000 sheets ^{*6} , JIS B4 or larger: 75 sets or 750 sheets [With Booklet Finishing ^{*7}] 50 sets or 600 sheets [With Fold ^{*8}] 500 sheets	
Staple	Capacity	50 sheets (90 gsm or less)
	Paper Size	Max: A3, 11 x 17"; Min: A5 LEF
	Paper Weight	60 to 256 gsm
	Position	Single stapling, Dual stapling
Punch ^{*8}	Number of Holes	2-hole / 4-hole punch or 2-hole / 3-hole punch (US Specifications)
	Paper Size	A3, 11 x 17", JIS B4 ^{*9} , A4 ^{*10} , A4 LEF, Letter ^{*10} , Letter LEF, JIS B5 ^{*10} , JIS B5 LEF ^{*9} , A5 ^{*10} , A5 LEF ^{*10}
	Paper Weight	60 to 220 gsm
	Capacity	Saddle Staple: 15 sheets; Single Fold: 5 sheets
Booklet Finishing ^{*7}	Paper Size	Max: A3, 11 x 17"; Min: A4, Letter
	Paper Weight	Saddle Staple: 60 to 80 gsm ^{*11} , Single Fold: 60 to 105 gsm
	Dimensions ^{*12}	W 607 x D 653 x H 1041 mm With Booklet Finisher: W 607 x D 673 x H 1079 mm
Weight	25 kg With Booklet Finisher: 35 kg	

Note: Finisher-B3 is available only when optional 1 Tray Module with Cabinet or 3 Tray Module is attached to Main Unit.

*1: The offset feature is set to disabled by factory default. The setting can be changed as necessary.
*2: Outputs less than 210 mm width are delivered without offset stacking.

*3: Paper in the sizes larger than A3 or 11 x 17" or smaller than A5 are delivered to the Centre Tray.

*4: 64 gsm paper.

*5: When larger size sheets are stacked on top of smaller size sheets.

*6: 75 sets or 750 sheets with dual stapling.

*7: The Booklet Finishing function requires the optional Booklet Maker Unit for Finisher-B3. Make a crease allows you to fold easily. After a job with the Booklet Finishing function specified has been output, the next job may not be delivered until the sheets are removed from the output tray. Also, if larger size sheets are stacked on top of smaller size sheets after a job with the Booklet Finishing function specified has been run, the next job may not be delivered until the sheets are removed from the output tray.

*8: The Punch function requires the optional 2/4 Hole Punch Kit for Finisher-B3 or US 2/3 Hole Punch Kit for Finisher-B3.

*9: 4-hole punch is not applicable.

*10: 3-hole, 4-hole punch is not applicable.

*11: Covers can be up to 220 gsm (Extra Heavyweight).

*12: Inner connector within the body is excluded.

Notes

- 1) To comply with paper weight specifications, it is recommended to use our recommended paper. Document may not be printed correctly depending on usage conditions.
- 2) Functional spare parts will be available for at least 7 years after the product is no longer manufactured.

Adobe, Adobe logo, PostScript and PostScript logo are either registered trademarks or trademarks of Adobe in the United States and/or other countries.

Apple, iPhone, AirPrint, iPad, iPad Air, iPad Pro, iPod touch, and Mac are trademarks of Apple Inc., registered in the U.S. and other countries.

All product names and company names mentioned in this brochure are trademarks or registered trademarks of their respective companies.

The product specifications, appearance and other details in this brochure are subject to change without notice for improvements.

The available model varies depending on the country/region. Please ask the sales representatives for details.

Reproduction Prohibitions Please note that reproduction of the following is prohibited by law : Domestic and foreign currencies, government-issued securities, and national bonds and local bond certificates. Unused postage stamps, post cards, etc. Certificate stamps stipulated by law. Reproducing works forming the subject matter of copyright (literary works, musical works, paintings, engravings, maps, cinematographic works, drawings, photographic works, etc.) is not permitted unless the reproduction is for the purpose of personal use, family use or other similar uses within a limited circle.



For Your Safety

Before using the product, read the Instruction Manual carefully for proper use. Use the product with the power source and voltage specified. Be sure to establish ground connection. Otherwise, electronic shock may result in the case of a failure or short circuit.

FUJIFILM

สำหรับท่านที่สนใจ หรือต้องการข้อมูลเพิ่มเติมกรุณาติดต่อ

บริษัท ฟุจิฟิล์ม บิสซิเนส อินโนเวชัน (ประเทศไทย) จำกัด

123 อาคารชั้นทาวเวอร์ เอ ชั้น 23-26 ถนนวิภาวดีรังสิต จอมพล จตุจักร กรุงเทพฯ 10900
โทร: 02-660-8000 แฟกซ์: 02-617-6748-9 Call Center: 02-660-8400

fujifilm.com/fbth

FUJI XEROX

FUJIFILM Business Innovation (Thailand) Co., Ltd.

123 Suntowers A Building, 23rd-26th Floor, Vibhavadi-Rangsit Road, Chomphon, Chatuchak, Bangkok 10900

Tel: 02-660-8000 Fax: 02-617-6748-9 Call Center: 02-660-8400

This catalog includes Fuji Xerox product(s), licensed from Xerox Corporation. The distributor of the product(s) is FUJIFILM Business Innovation Corp. Xerox, Xerox and Design, as well as Fuji Xerox and Design are registered trademarks or trademarks of Xerox Corporation in Japan and/or other countries.

FUJIFILM and FUJIFILM logo are registered trademarks or trademarks of FUJIFILM Corporation. ApeosPort, DocuWorks, Cloud On-Demand Print, Cloud Service Hub, Device Log Service, Scan Translation and Working Folder are registered trademarks or trademarks of FUJIFILM Business Innovation Corp.

The information is as of November, 2021. PIC-0149 TH (2004-R3)